

Geared Right Angle Sanders, Buffers & Polishers for Surface Finishing Abrasives

300/310RA(X)M Series



300RA3M2;4000;SP

400/410RA(X)M Series



400RA3M2K;4000;SP

4620RA(X)M Series

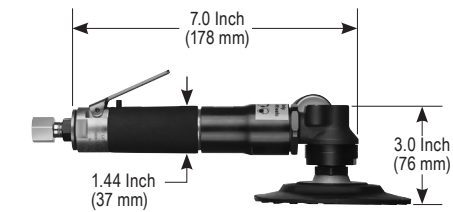


4620RA3M2K;4200;SP

Sanding Pads Shown on Tools to Illustrate the Sanding Application. Sanding Accessories are Not Supplied as Standard Equipment with Tools.

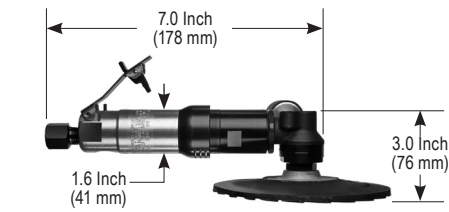
RIGHT ANGLE SANDERS

Recommended Maximum Sanding Pad Size	Rated Speed	Lever Style	MODEL NUMBER	Recommended Maximum Sanding Pad Size	Exhaust Direction	Rated Speed	Lever Style	MODEL NUMBER	Recommended Maximum Sanding Pad Size	Exhaust Direction	Rated Speed	Lever Style	MODEL NUMBER					
5 Inch (125 mm) 5/8-11 Spindle Output Thread	5200 RPM	Standard Lever	310RA3M2;5200;SP	5 Inch (125 mm) 5/8-11 Spindle Output Thread	Side	3800 RPM	Standard Lever	410RA3M2;3800;SP	7 Inch (180 mm) 5/8-11 Spindle Output Thread	Side	4200 RPM	Standard Lever	4620RA3M2;4200;SP					
		Safety Lever	310RA3M2K;5200;SP				Safety Lever	410RA3M2K;3800;SP				Safety Lever	4620RA3M2K;4200;SP					
	4000 RPM	Standard Lever	310RA5M2;4000;SP			2900 RPM	Standard Lever	410RA5M2;2900;SP			3100 RPM	Standard Lever	4620RA5M2;3100;SP					
		Safety Lever	310RA5M2K;4000;SP				Safety Lever	410RA5M2K;2900;SP				Safety Lever	4620RA5M2K;3100;SP					
	2500 RPM	Standard Lever	310RA8M2;2500;SP			1800 RPM	Standard Lever	410RA8M2;1800;SP			1900 RPM	Standard Lever	4620RA8M2;1900;SP					
		Safety Lever	310RA8M2K;2500;SP				Safety Lever	410RA8M2K;1800;SP				Safety Lever	4620RA8M2K;1900;SP					
	1800 RPM	Standard Lever	300RA8M2;1800;SP			1300 RPM	Standard Lever	400RA8M2;1300;SP			4200 RPM	Standard Lever	4620RA3M2R;4200;SP					
		Safety Lever	300RA8M2K;1800;SP				Safety Lever	400RA8M2K;1300;SP				Safety Lever	4620RA3M2RK;4200;SP					
	Note: Other Speeds Available. Contact us for Details					5/8-11 Spindle Output Thread	Rear	3800 RPM			Standard Lever	410RA3MR;3800;SP	Verify the Maximum Rated Speed of the Sanding Accessory is Higher than the Maximum Rated Speed of the Tool.	Rear	3100 RPM	Standard Lever	4620RA5M2R;3100;SP	
											Safety Lever	410RA3MRK;3800;SP				Safety Lever	4620RA5M2RK;3100;SP	
								2900 RPM			Standard Lever	410RA5M2R;2900;SP			1900 RPM	Standard Lever	4620RA8M2R;1900;SP	
											Safety Lever	410RA5M2RK;2900;SP				Safety Lever	4620RA8M2RK;1900;SP	
1800 RPM					Standard Lever			410RA8M2R;1800;SP	1300 RPM	Standard Lever	400RA8M2R;1300;SP							
					Safety Lever			410RA8M2RK;1800;SP		Safety Lever	400RA8M2RK;1300;SP							



HP 0.7 H.P. (600 W) **cfm** 25 cfm (11.8 L/s) Max

Lbs 3.6 Lbs (1.6 Kg) Aluminum
4.0 Lbs (1.8 Kg) Steel **SUPPLY** 1/4" NPT Inlet
3/8" (10 mm) Hose Size



HP 1.2 H.P. (900 W) **cfm** 35 cfm (16.5 L/s) Max

Lbs 4.5 Lbs (2.0 Kg) Aluminum
5.1 Lbs (2.3 Kg) Steel **SUPPLY** 3/8" NPT Inlet
1/2" (13 mm) Hose Size



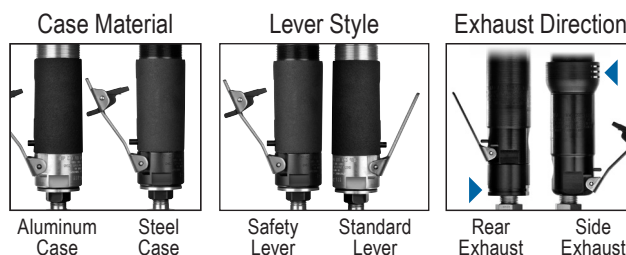
HP 1.2 H.P. (900 W) **cfm** 35 cfm (16.5 L/s) Max

Lbs 6.3 Lbs (2.9 Kg) Aluminum
6.9 Lbs (3.1 Kg) Steel **SUPPLY** 3/8" NPT Inlet
1/2" (13 mm) Hose Size

STANDARD EQUIPMENT

- Tool
- Operating Instructions and Service Manual
- Wrenches (sizes based on options)

300/310RA(X)M, 400/410RA(X)M & 4620RA(X)M Alternate Options



Surface Conditioning Abrasive Mounting

